



























Gesamt		16.551 €	43,3	55.608	924.286	90,3	Standtagedifferenz-	
Make	Model	Price	Age	Mileage	Listings	Standtage	Ø-Segment	Ø-Gesamt
SEAT	Alhambra	21.228 €	41,7	67.955	8.746	72,2	 -20,1%	 -18,1%
FIAT	Multipla	4.592 €	100,3	128.337	482	72,7	 -19,5%	 -17,5%
MAZDA	MPV	5.021 €	112,6	134.945	333	73,8	 -18,2%	 -16,2%
VW	Sharan	25.817 €	35,4	62.044	37.456	75,7	 -16,1%	 -14,0%
OPEL	Zafira	10.770 €	61,1	81.727	53.801	76,4	 -15,3%	 -13,2%
MERCEDES-BENZ	Mercedes_B	20.622 €	33,2	36.565	111.957	77,0	 -14,7%	 -12,5%
VW	Touran	18.230 €	39,7	59.519	149.415	77,9	 -13,7%	 -11,6%
SEAT	Leon	14.952 €	37,0	46.654	50.948	78,2	 -13,3%	 -11,2%
PEUGEOT	5008	17.343 €	28,1	46.744	8.204	80,3	 -11,1%	 -8,8%
TOYOTA	Corolla Verso	8.456 €	89,3	104.108	9.495	82,1	 -9,1%	 -6,8%
LANCIA	MUSA	7.665 €	69,6	63.832	1.468	179,6	 99,0%	 104,0%
NISSAN	NV400	23.576 €	17,7	13.990	325	182,0	 101,6%	 106,6%
SUBARU	Trezia	12.740 €	24,3	16.252	818	260,3	 188,3%	 195,5%